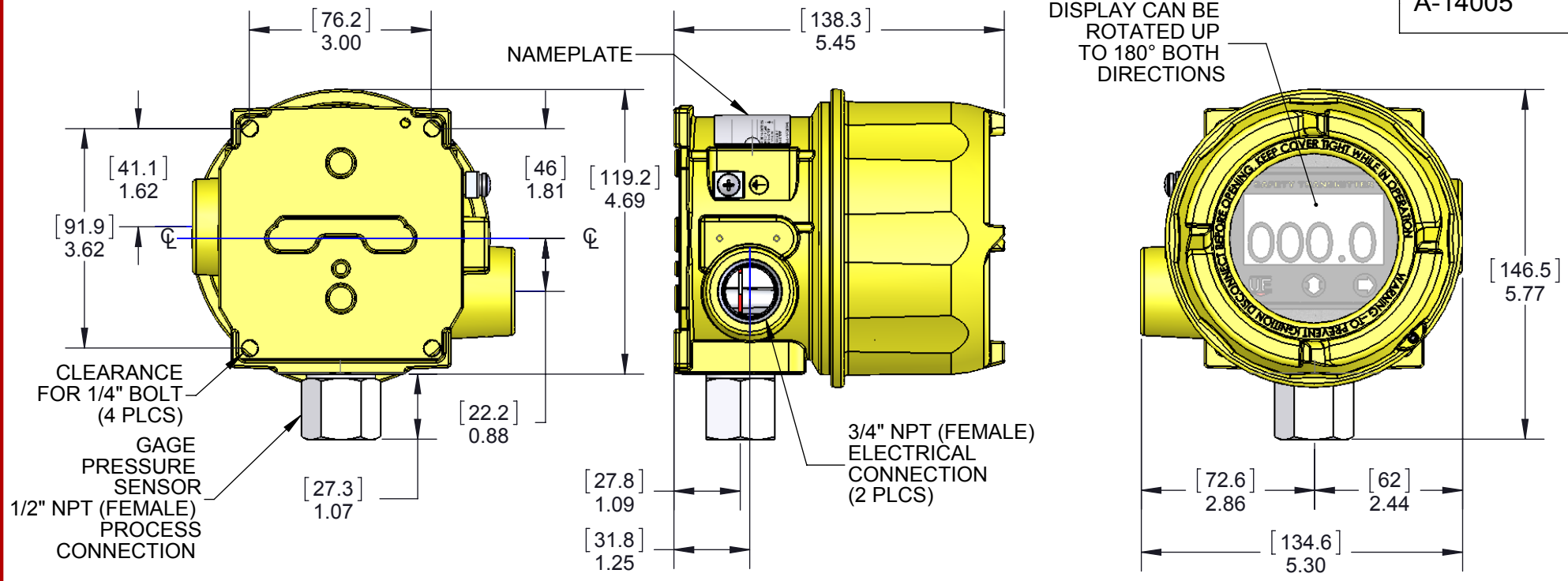


A-14005



DISPLAY CAN BE ROTATED UP TO 180° BOTH DIRECTIONS

**SPECIFICATIONS:**

(SPECIFICATIONS AT 25°C (77°F) AND NOMINAL VOLTAGE UNLESS OTHERWISE NOTED).

**MECHANICAL:**

WETTED MATERIALS: 316 STAINLESS STEEL  
ENCLOSURE: TYPE 360 ALUMINUM; EPOXY POWDER COATED

**ELECTRICAL:**

**ELECTRICAL CONNECTIONS:**

POWER SUPPLY: 3 POSITION TERMINAL BLOCK, 22-14 AWG WIRE  
POWER INPUT: 4-20mA LOOP POWERED (20-40 Vdc)  
(REFERENCE I&M FOR ALLOWABLE POWER SUPPLY AND LOAD LIMITS)

SAFETY RELAY OUTPUT:  
IAW: 2 POSITION TERMINAL BLOCK, 16-26 AWG WIRE, 30Vdc @ 20mA (MAX)  
SWITCH STATUS: 2 POSITION TERMINAL BLOCK, 16-26 AWG WIRE, 30Vdc @ 20mA (MAX)

SWITCH SPECS:  
4 POSITION TERMINAL BLOCK, 14-20 AWG WIRE  
250VAC @ 5A

**APPROVALS:**

cULus Listed  
CLASS I, DIVISION 1, GROUPS A, B, C & D;  
CLASS II, DIVISION 1, GROUPS E, F & G; CLASS III  
CLASS I, ZONE 1, AEx d IIC T3/T5\*; CLASS 1, ZONE 1, Ex d IIC T3/T5\*  
Tamb = -40°C TO +70°C (-40°F TO 158°F)  
ENCLOSURE TYPE 4X; IP66

ATEX Approved  
II 2 G Ex d IIC T3/T5\*  
II 2 D Ex ID A21 IP66 T+90C  
DEMKO 09 ATEX 0813748X  
Tamb = -40°C TO +70°C (-40°F TO 158°F)

IECEx Approved  
IECEx UL 08.0017  
Ex d IIC T3/T5\*  
Ex ID A21 IP66 T+90C  
Tamb = -40°C TO +70°C (-40°F TO 158°F)

\* MODELS P10-P16 HAVE A TEMPERATURE CLASS OF T3.  
ALL OTHER MODELS HAVE A T5 TEMPERATURE CLASS.

MODEL PXX	OPERATING RANGE				MAX. OVER PRESSURE	
	LOW		HIGH		psi	bar
	psi	bar	psi	bar		
P06	-14.7	-1	30	2.1	60	4.1
P08	-14.7	-1	100	6.9	200	13.8
P10	0	0	5	0.3	10	0.7
P11	0	0	15	1.0	30	2.1
P12	0	0	30	2.1	60	4.1
P13	0	0	50	3.4	100	6.9
P14	0	0	100	6.9	200	13.8
P15	0	0	300	20.7	600	41.4
P16	0	0	500	34.5	1000	68.9
P17	0	0	1000	68.9	2000	137.9
P18	0	0	3000	206.8	6000	413.7
P19	0	0	4500	310.3	9000	620.6
P20	0	0	6000	413.6	12000	827.4

ORIGINAL DATE	11-22-13
DRWN	A. KARLGREN
CHKD	S.R.
APPD	AJC

TITLE  
**2SLP GAGE PRESSURE SAFETY XMITTER**

**UE**  
UNITED ELECTRIC CONTROLS COMPANY  
WATERTOWN \* MASSACHUSETTS

UNLESS OTHERWISE SPECIFIED DIMENSIONS ARE IN INCHES  
TOLERANCES ON FRACTIONS ±1/64  
2 PLACE DEC 3 PLACE DEC ANGLES ±0.010 ±0.005 ±1/2°  
DO NOT SCALE THIS DRAWING

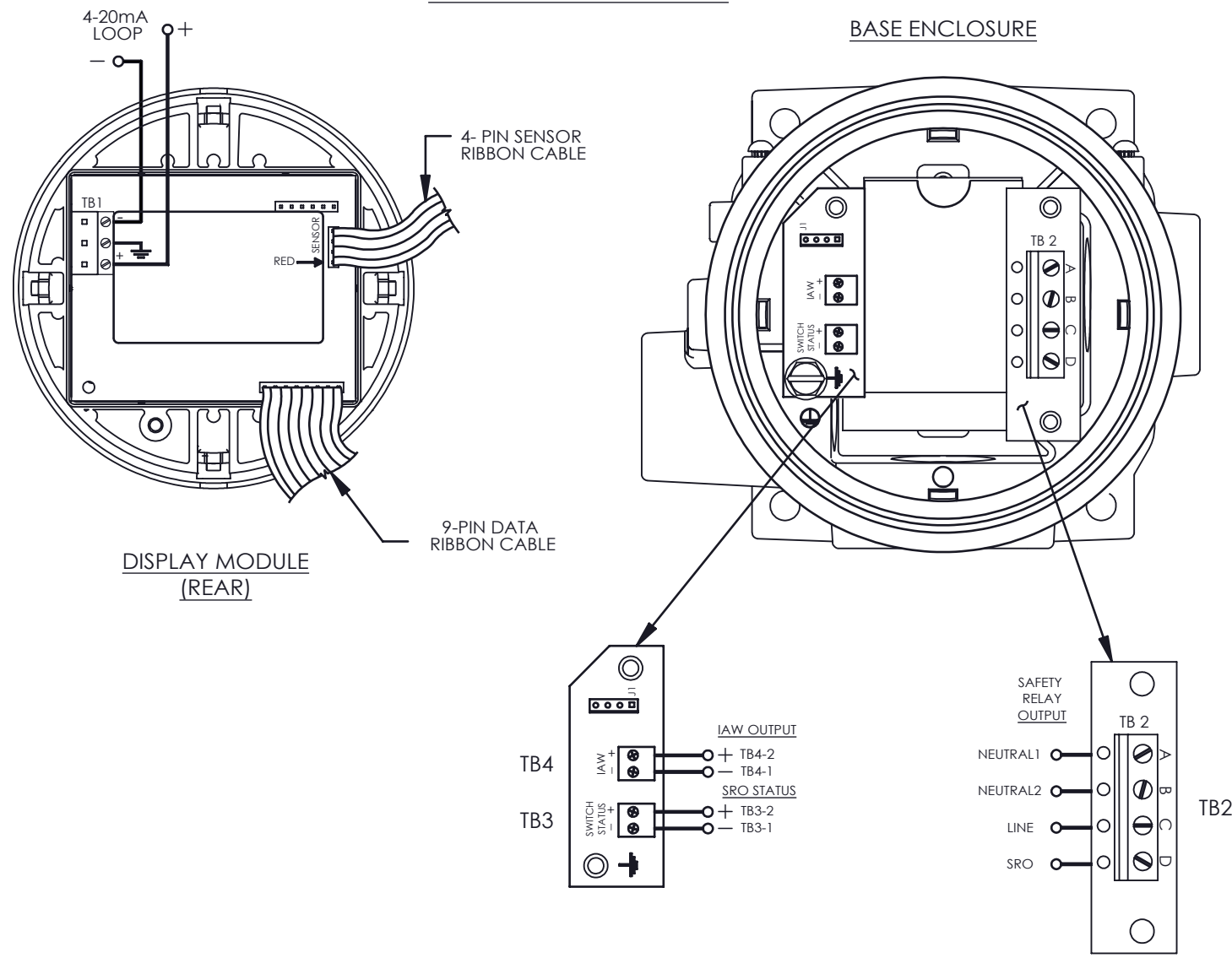
SCALE 1:1

DWG NO Page 1 of 2  
**A-14005**

REV.	ECN#	DESCRIPTION	DATE	DRWN	APPD
B	E5017	REPLACED "SWITCH" WITH "SAFETY XMITTER" IN TITLE.	1-16-14	SR	ASK
A	E4967	INITIAL RELEASE	11-22-13	ASK	AJC

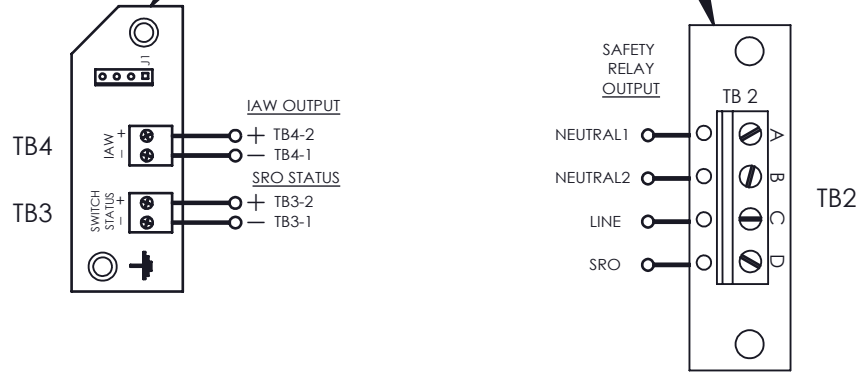
THIS DOCUMENT IS PROPRIETARY PROPERTY OF UNITED ELECTRIC CONTROLS. UNAUTHORIZED USE IS STRICTLY PROHIBITED.

### 2SLP WIRING DIAGRAM



DISPLAY MODULE  
(REAR)

BASE ENCLOSURE



ORIGINAL DATE	11-22-13
DRWN	A. KARLGREN
CHKD	S.R.
APPD	AJC
UNLESS OTHERWISE SPECIFIED DIMENSIONS ARE IN INCHES TOLERANCES ON FRACTIONS ±1/64 2 PLACE DEC 3 PLACE DEC ANGLES ±0.010 ±0.005 ±1/2°	
DO NOT SCALE THIS DRAWING	

TITLE	2SLP GAGE PRESSURE SAFETY XMITTER
SCALE	1:1

UNITED ELECTRIC  
CONTROLS COMPANY  
WATERTOWN \* MASSACHUSETTS

REV.	ECN#	DESCRIPTION	DATE	DRWN	APPD
B	E5017	SEE PG. 1 OF 2.	1-16-14	SR	ASK
A	E4967	INITIAL RELEASE	11-22-13	ASK	AJC

THIS DOCUMENT IS PROPRIETARY  
PROPERTY OF UNITED ELECTRIC CONTROLS.  
UNAUTHORIZED USE IS STRICTLY PROHIBITED.