

SPECIFICATIONS:

MECHANICAL:
 WETTED MATERIALS: 316 STAINLESS STEEL
 ENCLOSURE: TYPE 360 ALUMINUM; EPOXY POWDER COATED

ELECTRICAL:
 ELECTRICAL CONNECTION:
 TB1: 3 POSITION TERMINAL BLOCK, 22-14 AWG Max
 * TB3: 2 POSITION TERMINAL BLOCK, 26-14 AWG Max
 * TB2: 4 POSITION TERMINAL BLOCK, 26-14 AWG Max

SWITCH SPECS (Switch and IAW):
 TB1: 4-20mA LOOP OUTPUT, 20-40 VDC @ 21mA Max.
 (VOLTAGES ABOVE 25 VDC REQUIRE A SUITABLE SERIES LOAD RESISTOR. SEE I&M FOR DETAILS)
 * TB3: IAW OUTPUT, 30 VDC @ 20 mA Max.
 * TB2: SWITCH OUTPUTS (2), 0-280 VAC/DC @ 300 mA (DERATE 8% PER 10°C ABOVE 21°C)

* MODEL 1XTXSW ONLY

APPROVALS:

cULus LISTED
 CLASS I, DIVISION 1, GROUPS A, B, C & D;
 CLASS II, DIVISION 1, GROUPS E, F & G; CLASS III
 CLASS I, ZONE 1, AEx d IIC T5;
 Ex d IIC T5;
 CLASS I, ZONE 2, AEx nA IIC T4;
 CLASS I, ZONE 2 EX nA IIC T4;
 -40°C ≤ Tamb ≤ 85°C (-40°F ≤ Tamb ≤ 185°F)
 ENCLOSURE TYPE 4X; IP66
 UL File: E226592

ATEX APPROVED
 II 2 G Ex db IIC T5 Gb;
 II 2 D Ex tb IIIC A21 T+90°C Db;
 IP66
 -40°C ≤ Tamb ≤ 85°C (-40°F ≤ Tamb ≤ 185°F)
 DEMKO 09 ATEX 0813748X

II 3 G Ex nA IIC T4 Gc
 DEMKO 15 ATEX 1483

APPROVALS:

IECEx APPROVED
 Ex db IIC T5 Gb;
 Ex tb IIIC T+90°C Db;
 IP66
 -40°C ≤ Tamb ≤ 85°C (-40°F ≤ Tamb ≤ 185°F)
 IECEx UL 08.0017X

Ex nA IIC T4 Gc
 IECEx UL 08.0017X

MODEL KXX	OPERATING RANGE			MAX. OVER PRESSURE		MAX. WORKING PRESSURE	
	LOW	HIGH		psi	bar	psi	bar
	psi/bar	psi	bar				
K10	0	5	0.3	10	0.7	50	3.4
K11	0	50	3.4	100	6.9	500	34.5
K12	0	100	6.9	200	13.8	1500	103.4
K13	0	200	13.8	400	27.6	1500	103.4

INSTRUMENTS • CONTROLS • VALVES
 CLICK TO VISIT OUR WEBSITE

 3317 Gilmore Industrial Blvd.
 Louisville, KY 40213
 Ph: (502) 966-3134
 Fx: (502) 966-3135

THIS DOCUMENT IS PROPRIETARY PROPERTY OF UNITED ELECTRIC CONTROLS. UNAUTHORIZED USE IS STRICTLY PROHIBITED.

REV.	ECN#	DESCRIPTION	DATE	DRWN	APPD
C	E5644	"TRANSMITTER" WAS "SWITCH" IN TITLE BLOCK. ADDED " * MODEL 1XTXSW ONLY " TO WIRING DIAGRAM, PG. 2 OF 2.	10-9-15	SR	RAM
B	E5632	DELETED "CLASS 1, ZONE 1" FROM "Ex d IIC T5" IN cULus APPROVAL. ADDED "b" TO "Ex db" IN ATEX AND IECEx APPROVALS	9-21-15	SR	EM
A	E5620	FIRST ISSUE.	9-4-15	RAM	RAM

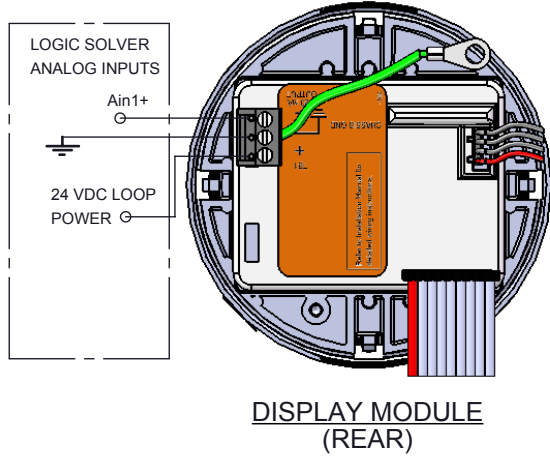
ORIGINAL DATE	9-4-15
DRWN	RAM
CHKD	SR
APPD	R. McCAREY
UNLESS OTHERWISE SPECIFIED DIMENSIONS ARE IN INCHES TOLERANCES ON FRACTIONS ±1/64 2 PLACE DEC 3 PLACE DEC ANGLES ±0.010 ±0.005 ±1/2°	
DO NOT SCALE THIS DRAWING	

TITLE
1XTXSW / 1XTX00 DIFF. PRESSURE TRANSMITTER
 SCALE 1:2.5

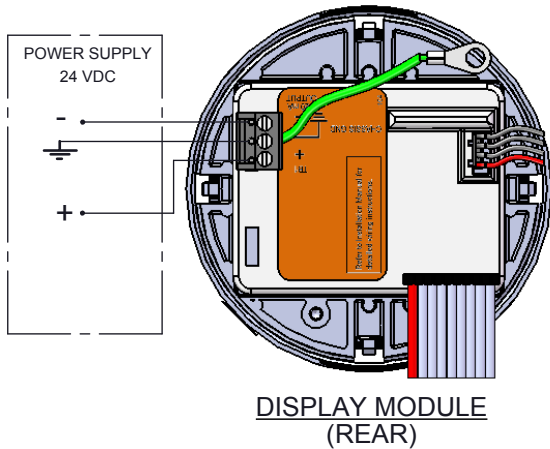
UNITED ELECTRIC CONTROLS COMPANY
 WATERTOWN • MASSACHUSETTS
 DWG NO Page 1 of 2
A-14022

POWER OPTIONS

POWERED BY 4-20mA LOOP(1XTXSW / 1TX00)

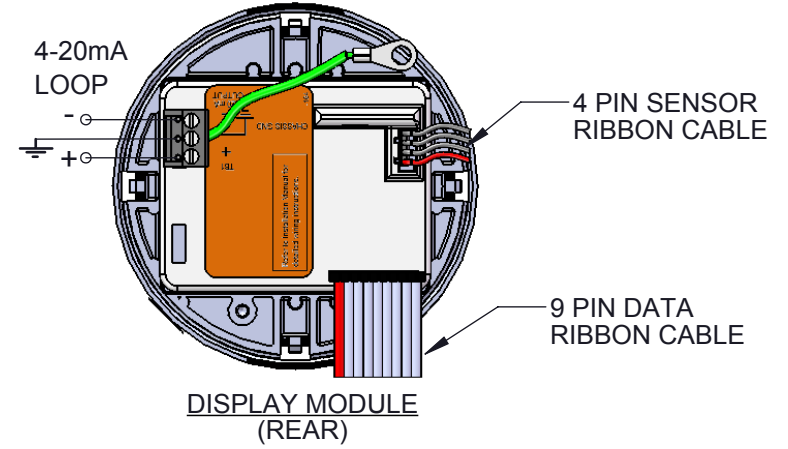


POWERED BY 24VDC POWER SUPPLY (1XTXSW ONLY)



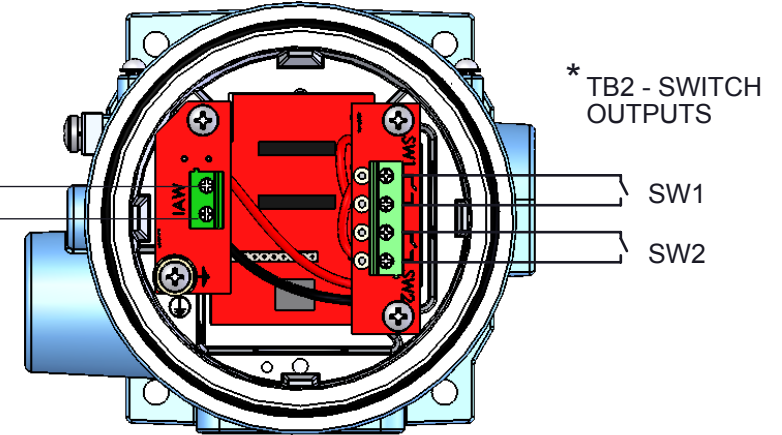
WIRING DIAGRAM

A-14022



* TB3 - IAW OUTPUT

TB3-2 +
TB3-1 -



* MODEL 1XTXSW ONLY

REV.	ECN#	DESCRIPTION	DATE	DRWN	APPD
C	E5644	SEE PG. 1 OF 2.	10-9-15	SR	RAM
B	E5632	SEE PG. 1 OF 2.	9-21-15	SR	EM
A	E5620	FIRST ISSUE.	9-4-15	RAM	RAM

ORIGINAL DATE	9-4-15	
DRWN	RAM	
CHKD	SR	
APPD	R. McCAREY	
UNLESS OTHERWISE SPECIFIED DIMENSIONS ARE IN INCHES		
TOLERANCES ON FRACTIONS ±1/64		
2 PLACE DEC	3 PLACE DEC	ANGLES
±0.010	±0.005	±1/2°
DO NOT SCALE THIS DRAWING		

TITLE
**1XTXSW /
 1TX00
 DIFF.
 PRESSURE
 TRANSMITTER**

SCALE 1:1

UE
 UNITED ELECTRIC
 CONTROLS COMPANY
 WATERTOWN * MASSACHUSETTS

DWG NO Page 2 of 2
A-14022